


QUICK-STEP®
FLOOR DESIGNERS




LAMINATE


COLLECTION 2017 - 2018



LPU 1505



LPU 1660



MJ 3551



Discover your laminate floor

- 04 Carefree living, timeless beauty
- 06 Resisting everything, even water!
- 08 Create your own living space
- 10 Let us guide you to the perfect floor

Collection overview

- 12 Range overview planks and tiles
- 14 Types of structure, treatment, finishing and bevel
- 16 Discover the full laminate collection

Installation

- 30 Install your floor without hassle
- 31 A Quick-Step® underlay for every situation

Finishing

- 32 Finish perfectly

Cleaning

- 37 Keep your floor in top condition



Carefree living, timeless beauty



Years of carefree living

Quick-Step laminate floors are designed to last a lifetime. They easily stand up to the challenges of high heels, races with toy trucks and even falling objects. Thanks to their Scratch Guard top layer, all of our floors are up to ten times more resistant to scratches.

A Quick-Step floor is very easy to maintain. Down to the joints, the floor's surface is completely sealed: bacteria, dirt and even spills are unable to penetrate the floor, which means easy and worry-free cleaning. Not sure what products to use to maintain your floor in the best possible way? Discover our entire range on page 37.



Say goodbye to moisture problems

The Majestic, Impressive (Ultra) and Eligna collections have an innovative, water-repellent HydroSeal coating that covers every groove, preventing water from penetrating the floor. Cleaning has never been so easy and safe.

Natural beauty in every detail

From finding the perfect plank structure to carefully balancing colour and bevel: creating unique and attractive floors is our mission. Thanks to their true-to-life features, our wood and stone designs look exactly like the real deal.



Easy installation in 1-2-3

When you've found your dream floor, you want it installed as quickly and easy as possible. The Quick-Step Uniclic® and Uniclic® Multifit click systems ensure a worry-free installation, even in tight corners and under radiators.



How to install your laminate floor

Installing a laminate floor is very easy. Don't believe it? Let us help you with our installation videos at bit.ly/ytquickstep





Resisting everything, even water!

Meet the latest generation of laminate floors. Floors that don't just look exceptionally stylish and natural, but can also take a knock or two and above all are 100% resistant to water.

Spilled a drink? Did the kids play with water? Don't panic, the liquid won't be absorbed by the floor and you can mop it up immediately. Four of our laminate collections – Majestic, Impressive (Ultra) and Eligna – have a water-repellent HydroSeal coating. The floor's surface is completely sealed, so bacteria, dirt and even spillages don't stand a chance. They can simply be wiped off with a damp cloth, leaving a clean, hygienic surface. These water-resistant floors make cleaning easier than ever!

On top of that, your new Quick-Step laminate floor also has a warranty of up to 25 years, guaranteeing many years of worry-free pleasure in your home.



Discover the full Majestic, Impressive (Ultra) and Eligna ranges on page 17 - 21



Create your own living space



More inspiration on
www.quick-step.com

A beautiful interior starts with a good foundation. The floor could be considered as the fifth wall and therefore it should not be overlooked. Whatever your style, whatever your room, Quick-Step has the right floor: from light, clean floors to warm brown classics and even reclaimed floors with knots and cracks. We will help you to find your perfect floor!





UF 1400



EL 3576



LPU 1288



IMU 1854

Let us guide you to the perfect floor

Choosing a new floor can raise a lot of questions: which colour should I go for? Which floor matches my style and my interior? Check out our FloorExplorer and RoomViewer online – we will help you make up your mind.



FLOOR EXPLORER

3 EASY STEPS TO FIND YOUR PERFECT FLOOR

With so many flooring options to choose from, making the right decision can be a challenge. That's why we have introduced the online FloorExplorer tool: in three simple steps, you will get a selection of floors that perfectly match your personal needs and style.




Why not give it a try?
Enter the FloorExplorer at
www.quick-step.com

1 SELECT
A ROOM



2 CHOOSE
A COLOUR



3 DEFINE
YOUR STYLE



ROOM VIEWER

GET A PREVIEW OF YOUR FAVOURITE FLOORS

Wouldn't it be great if you could try out several floors first before making a final decision? Or even preview them in your own interior? With the online RoomViewer tool, you can do just that. Get lifelike previews and make sure that your final decision is the right one.




























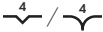


Try it out now!
Launch the RoomViewer at
www.quick-step.com



DISCOVER YOUR PERFECT FLOOR ON WWW.QUICK-STEP.COM

Range overview planks and tiles

	waterproof	dimensions	thickness	bevels
MAJESTIC NEW		 205 x 24 cm	≐ 9,5 mm	
IMPRESSIVE ULTRA		 138 x 19 cm	≐ 12 mm	
PERSPECTIVE WIDE		 138 x 19 cm	≐ 9,5 mm	
PERSPECTIVE		 138 x 15,6 cm	≐ 9,5 mm	
LARGO		 205 x 20,5 cm	≐ 9,5 mm	
IMPRESSIVE		 138 x 19 cm	≐ 8 mm	
ELITE		 138 x 15,6 cm	≐ 8 mm	
ELIGNA WIDE		 138 x 19 cm	≐ 8 mm	
ELIGNA NEW		 138 x 15,6 cm	≐ 8 mm	0
CLASSIC		 120 x 19 cm	≐ 8 mm	
CREO		 120 x 19 cm	≐ 7 mm	0
ARTE		 62,4 x 62,4 cm	≐ 9,5 mm	
EXQUISA		 122,4 x 40,8 cm	≐ 8 mm	



For residential use.
Normal daily use in ordinary living spaces.





































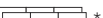


CLASS 32



For commercial use. Extra wear-resistant floors for areas with higher usage.

CLASS 33

* Perspective Wide 2: 1.569 m²
** Lay-out Exquisa: see page 29

pack	installation	performance level	warranty	wet warranty	
6 x  = 2,952 m ²			25 YEAR WARRANTY <small>DOMESTIC USE</small>	5 YEAR WARRANTY <small>COMMERCIAL USE</small>	10 YEAR WET WARRANTY
5 x  = 1,311 m ²			25 YEAR WARRANTY <small>DOMESTIC USE</small>	10 YEAR WARRANTY <small>COMMERCIAL USE</small>	10 YEAR WET WARRANTY
6 x  = 1,573 m ² *			25 YEAR WARRANTY <small>DOMESTIC USE</small>	5 YEAR WARRANTY <small>COMMERCIAL USE</small>	
7 x  = 1,507 m ²			25 YEAR WARRANTY <small>DOMESTIC USE</small>	5 YEAR WARRANTY <small>COMMERCIAL USE</small>	
6 x  = 2,522 m ²			25 YEAR WARRANTY <small>DOMESTIC USE</small>	5 YEAR WARRANTY <small>COMMERCIAL USE</small>	
7 x  = 1,835 m ²			25 YEAR WARRANTY <small>DOMESTIC USE</small>	5 YEAR WARRANTY <small>COMMERCIAL USE</small>	10 YEAR WET WARRANTY
8 x  = 1,722 m ²			25 YEAR WARRANTY <small>DOMESTIC USE</small>	5 YEAR WARRANTY <small>COMMERCIAL USE</small>	
7 x  = 1,835 m ²			25 YEAR WARRANTY <small>DOMESTIC USE</small>	5 YEAR WARRANTY <small>COMMERCIAL USE</small>	
8 x  = 1,722 m ²			25 YEAR WARRANTY <small>DOMESTIC USE</small>	5 YEAR WARRANTY <small>COMMERCIAL USE</small>	5 YEAR WET WARRANTY
7 x  = 1,596 m ²			25 YEAR WARRANTY <small>DOMESTIC USE</small>	5 YEAR WARRANTY <small>COMMERCIAL USE</small>	
8 x  = 1,824 m ²			20 YEAR WARRANTY <small>DOMESTIC USE</small>		
4 x  = 1,558 m ²			25 YEAR WARRANTY <small>DOMESTIC USE</small>	5 YEAR WARRANTY <small>COMMERCIAL USE</small>	
2 x  = 0,999 m ² **			25 YEAR WARRANTY <small>DOMESTIC USE</small>	5 YEAR WARRANTY <small>COMMERCIAL USE</small>	



ALL RANGES
EXCEPT CREO


The details make the difference

Each laminate floor has its own story and a unique look and feel. The Quick-Step designers carefully select the structure, treatment, finishing and bevel, perfectly in line with the character of each floor design.




The icons indicate the specific design characteristics of every floor.

Structure



Elegant wood structure

A subtle surface texture with a fine grain structure that gives a wood effect with a very natural look and feel.




Natural wood structure

A surface texture where the grain, knots and cracks that are visible in the design can also be felt in the surface structure of the laminate floor. This perfect combination of design and structure ensures that the floor looks and feels like real wood.




Intense wood structure

This distinct structure has varying depths and gloss levels accentuating the knots and cracks. The design and surface structure is more pronounced than the natural wood structure.



Stone structure


A surface texture that realistically displays the structure of a stone pattern.



Fantasy structure


A surface texture that has the look and feel of exclusive materials such as leathers and fabrics.

Treatment




 **Brushed**

A surface effect that gives the appearance of brushed wood. The brushed treatment adds depth and authenticity to a laminate floor.



 **Saw cut**

This effect gives the impression of rough sawn wood thanks to the visible and tangible saw cuts.



 **Scraped**


A hand-scraped surface treatment gives a crafted, hand-worked finish to your floor.

Finishing



 **Extra matt finish**

An extra matt surface look.




 **Matt finish**

A matt surface look.



 **Silk/matt finish**

The varying gloss levels accentuate the structure of the floor.



 **Silk finish**


A silk surface look.



 **Silverfrost finish**


A surface effect that highlights the wood grains by running a subtle silvery tone through them.

Bevel



 **Large bevel**

Distinctive grooved edges offer the look of an expansive solid plank floor.




 **Micro bevel**

Fine micro-beveled edges clearly delineate the planks.



 **Genuine bevel**

The bevel is perfectly suited to the character of the floor. The colour, design and structure of the plank are visible right through the bevel.



 **Impression bevel**

Effect that emphasises planks in a subtle way.





Even water won't harm your floor

Discover our water-resistant laminate collections here



NEW

MAJESTIC

MJ 
205 x 24 cm  9,5mm

9,5 mm long and wide planks with the most natural look and water-resistant technology, for a truly majestic look

Resisting everything, even water!



 **VALLEY OAK LIGHT BEIGE**
MJ 3554



 **DESERT OAK LIGHT NATURAL**
MJ 3550



 **WOODLAND OAK BEIGE**
MJ 3545



 **WOODLAND OAK NATURAL**
MJ 3546



 **DESERT OAK WARM NATURAL**
MJ 3551



 **VALLEY OAK LIGHT BROWN**
MJ 3555




 **WOODLAND OAK LIGHT GREY**
MJ 3547



 **DESERT OAK BRUSHED GREY**
MJ 3552



 **WOODLAND OAK BROWN**
MJ 3548









 **DESERT OAK BRUSHED DARK BROWN**
MJ 3553




**ROOM
VIEWER**

Too many options to choose from?


Not sure which floor is your absolute favourite? The RoomViewer helps you make your choice. Try out your options on www.quick-step.com


Please note: The printed designs give an idea of the actual colour and nuances of the pattern but are not true to nature. The patterns shown are only a sample and are not fully representative of all the different nuances within the design. For a representative view of the surface structure and joint-finishing of a plank, please ask your dealer for more advice.

Structure:  Elegant wood structure  Natural wood structure  Intense wood structure  Stone structure  Fantasy structure | **Treatment:**  Brushed  Saw cut  Scraped

Finishing:  Extra matt finish  Matt finish  Silk/matt finish  Silk finish  Silverfrost finish | **Bevels:**  Large bevel  Micro bevel  Genuine bevel  Impression bevel

IMPRESSIVE ULTRA IMPRESSIVE

IMU 
138 x 19 cm ≙ 12 mm

IM 
138 x 19 cm ≙ 8 mm



 **WHITE PLANKS**
IMU 1859* | IM 1859*



 **PATINA CLASSIC OAK LIGHT**
IMU 3559* | IM 3559*



 **PATINA CLASSIC OAK GREY**
IMU 3560* | IM 3560*



 **SOFT OAK LIGHT**
IMU 1854* | IM 1854*




 **SANDBLASTED OAK NATURAL**
IMU 1853* | IM 1853*




 **CLASSIC OAK BEIGE**
IMU 1847* | IM 1847*



 **WHITE VARNISHED OAK**
IMU 3105* | IM 3105*



 **SOFT OAK LIGHT BROWN**
IMU 3557* | IM 3557*



 **SAW CUT OAK GREY**
IMU 1858* | IM 1858*




 **SOFT OAK GREY**
IMU 3558* | IM 3558*



 **NATURAL VARNISHED OAK**
IMU 3106* | IM 3106*




 **CLASSIC OAK NATURAL**
IMU 1848* | IM 1848*




 **SCRAPED OAK GREY BROWN**
IMU 1850* | IM 1850*



 **RED VARNISHED PLANKS**
IMU 3440* | IM 3440*



 **CLASSIC OAK BROWN**
IMU 1849* | IM 1849*



 **SCRAPED ESPRESSO OAK**
IMU 3439* | IM 3439*

IMU: 12 mm medium planks with the most natural look, water-resistant technology and advanced surface protection | IM: 8 mm medium planks with the most natural look and water-resistant technology

Resisting everything, even water!





NATURAL PINE
 IMU 1860* | IM 1860*




SOFT OAK MEDIUM
 IMU 1856* | IM 1856*




SOFT OAK NATURAL
 IMU 1855* | IM 1855*













BURNED PLANKS
 IMU 1862* | IM 1862*



IMU 3558

* These products have been produced using class 32 (or class 33 in case of impressive Ultra) technology and components. Some of the EN 13329 test methods are not fully applicable. For more information: www.quick-step.com

Finishing:  Extra matt finish  Matt finish  Silk/matt finish  Silk finish  Silverfrost finish | Bevels:  Large bevel  Micro bevel  Genuine bevel  Impression bevel

NEW

ELIGNA

EL

138 x 15,6 cm ≡ 8 mm




WENGÉ PASSIONATA
EL 1300



ESTATE OAK LIGHT GREY
EL 3573



NEWCASTLE OAK GREY
EL 3580



VENICE OAK LIGHT
EL 3990



ESTATE OAK BEIGE
EL 3574



VENICE OAK BEIGE
EL 3907



LIGHT GREY VARNISHED OAK
EL 1304



WHITE VARNISHED OAK
EL 915




NATURAL VARNISHED OAK
EL 896



WHITE OAK LIGHT NATURAL
EL 1491



OLD OAK MATT OILED
EL 312




VINTAGE OAK NATURAL VARNISHED
EL 995



NEWCASTLE OAK BROWN
EL 3582



OILED WALNUT
EL 1043



VINTAGE OAK DARK VARNISHED
EL 1001



MERBAU
EL 996

8 mm elegant plank with water-resistant technology and a smooth finish for a streamlined appearance of your interior

Resisting everything,
even water!




 
ESTATE OAK WARM GREY
EL 3840



 
VENICE OAK NATURAL
EL 3908



  METALLIC EFFECT
METALLIC CÉRUSÉ OAK GOLD
EL 3466





 
NEWCASTLE OAK DARK
EL 3581






EL 3578

ELIGNA WIDE

UW 0 | 
138 x 19 cm 

PERSPECTIVE WIDE

ULW  | UFW 
138 x 19 cm 

UW: 8 mm medium planks with intense wood designs and impression bevel that complement the design | ULW/UFW: 9,5 mm medium planks with a subtle micro-bevel on either two or four sides



MORNING OAK LIGHT

UW 1535 | ULW 1535 | UFW 1535



OAK WHITE OILED

UW 1538 | ULW 1538 | UFW 1538



CARIBBEAN OAK GREY

UW 1536* | ULW 1536* | UFW 1536*



OAK NATURAL OILED

UW 1539 | ULW 1539 | UFW 1539



OAK WITH SAW CUTS NATURE

UW 1548* | ULW 1548* | UFW 1548*



RECLAIMED CHESTNUT NATURAL

UW 1541* | ULW 1541* | UFW 1541*




RECLAIMED OAK BROWN

UW 1545* | ULW 1545* | UFW 1545*



RECLAIMED CHESTNUT BROWN



UW 1544* | ULW 1544* | UFW 1544*



FUMED OAK DARK

UW 1540 | ULW 1540 | UFW 1540

PERSPECTIVE

UF 
138 x 15,6 cm  9,5 mm


9,5 mm elegant planks with a deep and straight bevel
for a great optical perspective of your interior





WENGÉ PASSIONATA
UF 1300





WHITE BRUSHED PINE
UF 1235




WHITE ASH
UF 1184




LIGHT GREY VARNISHED OAK
UF 1304




WHITE VARNISHED OAK
UF 915




LIMED OAK
UF 1896




VINTAGE OAK NATURAL VARNISHED
UF 995





NATURAL VARNISHED OAK
UF 896




OLD OAK MATT OILED
UF 312





DARK VARNISHED OAK
UF 918





ANTIQUE OAK
UF 861





OILED WALNUT
UF 1043




VINTAGE OAK DARK VARNISHED
UF 1001




HOMAGE OAK NATURAL OILED
UF 1157






MERBAU
UF 996




WENGÉ
UF 1000

LARGO

LPU 
 205 x 20,5 cm  9,5 mm


9,5 mm long planks with a subtle micro-bevel
 to bring depth to your interior




 
LIGHT RUSTIC OAK
 LPU 1396*




 
PACIFIC OAK
 LPU 1507
 SUBTLE PRINTS ON THIS FLOOR




 
LONG ISLAND OAK LIGHT
 LPU 1660



 
DOMINICANO OAK GREY
 LPU 1663*



 
AUTHENTIC OAK
 LPU 1505



 
DOMINICANO OAK NATURAL
 LPU 1622*



 
WHITE VINTAGE OAK
 LPU 3985



 
LONG ISLAND OAK NATURAL
 LPU 1661



 
WHITE VARNISHED OAK
 LPU 1283



 
CAMBRIDGE OAK NATURAL
 LPU 1662*




 
NATURAL VARNISHED OAK
 LPU 1284



 
CAMBRIDGE OAK DARK
 LPU 1664*





 
GREY VINTAGE OAK
 LPU 3986



 
NATURAL VARNISHED MERBAU
 LPU 3988

ELITE

UE 
138 x 15,6 cm  8 mm

8 mm elegant planks with a subtle micro-bevel
adding a variety of finishing options




LIGHT GREY VARNISHED OAK
UE 1304




WORN LIGHT OAK
UE 1303




WHITE OAK LIGHT
UE 1491





OLD OAK LIGHT GREY
UE 1406





OLD WHITE OAK NATURAL
UE 1493




WHITE OAK MEDIUM
UE 1492




OLD OAK GREY
UE 1388




OLD WHITE OAK DARK
UE 1496

CLASSIC

CL/CLM 0 / $\frac{4}{1}$
 120 x 19 cm $\frac{8}{8}$ mm


Check the availability for your region: ▲ China ■ India ● South East Asia



    **RECLAIMED WHITE PATINA OAK**
CLM 1653



     **HAVANNA OAK NATURAL**
CLM 1655



   **MOONLIGHT OAK LIGHT**
CLM 1658



     **BLEACHED WHITE OAK**
CLM 1291




    **VICTORIA OAK**
CLM 3185



    **MIDSUMMER OAK**
CL 3443



    **ACACIA**
CL 1050



      **MIDNIGHT OAK NATURAL**
CLM 1487



      **TEAK**
CL 3442




     **WALNUT, 3 STRIP**
CL 1791




    **GOLDEN OAK**
CL 2259



     **MERBAU**
CL 1599




   **OLD OAK NATURAL**
CLM 1381



    **LIGHT GREY OILED OAK**
CLM 1294



     **WALNUT**
CL 3441



      **OLD OAK GREY**
CLM 1382


8 mm standard planks with a variety of finishing options
and an impression bevel on many of the designs

CREO

7 mm standard planks without bevel

CR

120 x 19 cm ≡ 7 mm



**HAVANNA OAK NATURAL
WITH SAW CUTS**
CLM 1656




OLD OAK LIGHT GREY
CLM 1405




CHARLOTTE OAK WHITE
CR 3178



CHARLOTTE OAK BROWN
CR 3177



WINDSOR OAK
CLM 3184




MOONLIGHT OAK NATURAL
CLM 1659



VIRGINIA OAK NATURAL
CR 3182



TENNESSEE OAK GREY
CR 3181



MIDNIGHT OAK BROWN
CLM 1488




LAPACHO
CL 2127



TENNESSEE OAK LIGHT WOOD
CR 3179




TENNESSEE OAK NATURAL
CR 3180



OLD OAK DARK
CLM 1383





LOUISIANA OAK NATURAL
CR 3176



VIRGINIA OAK BROWN
CR 3183


ARTE

UF 
 62,4 x 62,4  9,5 mm


9,5 mm large stylish square tiles with bevel




 **MARBLE CARRARA**
 UF 1400



 **LEATHER TILE LIGHT**
 UF 1401



 **LEATHER TILE DARK**
 UF 1402




 **POLISHED CONCRETE NATURAL**
 UF 1246



 **POLISHED CONCRETE DARK**
 UF 1247




 **VERSAILLES WHITE OILED**
 UF 1248*



 **VERSAILLES LIGHT**
 UF 1155*






UF1402



EXQ1553





EXQUISA

EXQ  | 
122,4 x 40,8 cm  8 mm


8 mm multiple patterns tiles with bevel




 **TIVOLI TRAVERTINE**
EXQ 1556




 **CERAMIC WHITE**
EXQ 1553*




 **CERAMIC LIGHT**
EXQ 1554*



 **CERAMIC DARK**
EXQ 1555*



 **CRAFTED TEXTILE**
EXQ 1557






 **SLATE DARK**
EXQ 1552*



 **SLATE BLACK**
EXQ 1550*




 **SLATE BLACK GALAXY**
EXQ 1551*



LAMINATE

COLLECTION 2017 - 2018



ROOM
VIEWER

Too many options to choose from?

Not sure which floor is your absolute favourite? The RoomViewer helps you make your choice.
Try out your options on www.quick-step.com

Your Quick•Step® point of sale